
Road Vehicle Automation: History, Opportunities and Challenges

**Steven E. Shladover, Sc.D.
California PATH Program
Institute of Transportation Studies
University of California, Berkeley**

September 2017



Outline

- **Historical development of automation**
- **Levels of road vehicle automation**
- **Benefits to be gained from automation**
- **Impacts of each level of automation on travel (and when?)**
 - **Human factors issues for simulation**
- **Challenges (technical and non-technical)**
- **What to do now?**

History of Automated Driving (pre-Google)

- **1939 – General Motors “Futurama” exhibit**
- **1949 – RCA technical explorations begin**
- **1950s – GM/RCA collaborative research**
- **1950s – GM “Firebird II” concept car**
- **1964 – GM “Futurama II” exhibit**
- **1964-80 – Research by Fenton at OSU**
- **1960s – Kikuchi and Matsumoto wire following in Japan**
- **1970s – Tsugawa vision guidance in Japan**
- **1986 – California PATH and PROMETHEUS programs start**
- **1980s – Dickmanns vision guidance in Germany**
- **1994 – PROMETHEUS demo in Paris**
- **1994-98 – National AHS Consortium (Demo ‘97)**
- **2003 – PATH automated bus and truck demos**
- ***(2004 - 2007 – DARPA Challenges)***

General Motors 1939 Futurama

General Motors' Futurama
1939 New York World's Fair



GM Firebird II Publicity Video



GM Technology in 1960



General Motors 1964 Futurama II



Robert Fenton's OSU Research

Automatically Controlled
1965 Plymouth at
Transportation Research Center of Ohio
The Ohio State University (OSU)
1977



Pioneering Automated Driving in Japan (courtesy of Prof. Tsugawa, formerly at MITI)

**1960s – Wire following
Kikuchi and Matsumoto**

**1970s – Vision Guidance
(Tsugawa)**



Pioneering Automated Driving in Germany (1988 - courtesy Prof. Ernst Dickmanns, UniBWM)



Outline

- Historical development of automation
- **Levels of road vehicle automation**
- Benefits to be gained from automation
- Impacts of each level of automation on travel (and when?)
 - Human factors issues for simulation
- Challenges (technical and non-technical)
- What to do now?

Terminology Problems

- **Common misleading, vague to wrong terms:**
 - “driverless” – but generally they’re not!
 - “self-driving”
 - “autonomous” – 4 common usages, but different in meaning (and 3 are wrong!)
- **Central issues to clarify:**
 - Roles of driver and “the system”
 - Degree of connectedness and cooperation
 - Operational design domain

Definitions (per Oxford English Dictionary)

- **autonomy**:

1. *(of a state, institution, etc.)* the right of self-government, of making its own laws and administering its own affairs
2. *(biological)* (a) the condition of being controlled only by its own laws, and not subject to any higher one; (b) organic independence
3. a self-governing community.

autonomous:

1. of or pertaining to an autonomy
2. possessed of autonomy, self governing, independent
3. *(biological)* (a) conforming to its own laws only, and not subject to higher ones; (b) independent, i.e., not a mere form or state of some other organism.

- **automate**: to apply automation to; to convert to largely automatic operation

automation: automatic control of the manufacture of a product through a number of successive stages; the application of automatic control to any branch of industry or science; by extension, the use of electronic or mechanical devices to replace human labour

Autonomous and Cooperative ITS

**Autonomous ITS
(Unconnected)
Systems**

**Cooperative ITS
(Connected Vehicle)
Systems**

**Automated
Driving
Systems**

Taxonomy of Levels of Automation

Driving automation systems are categorized into levels based on:

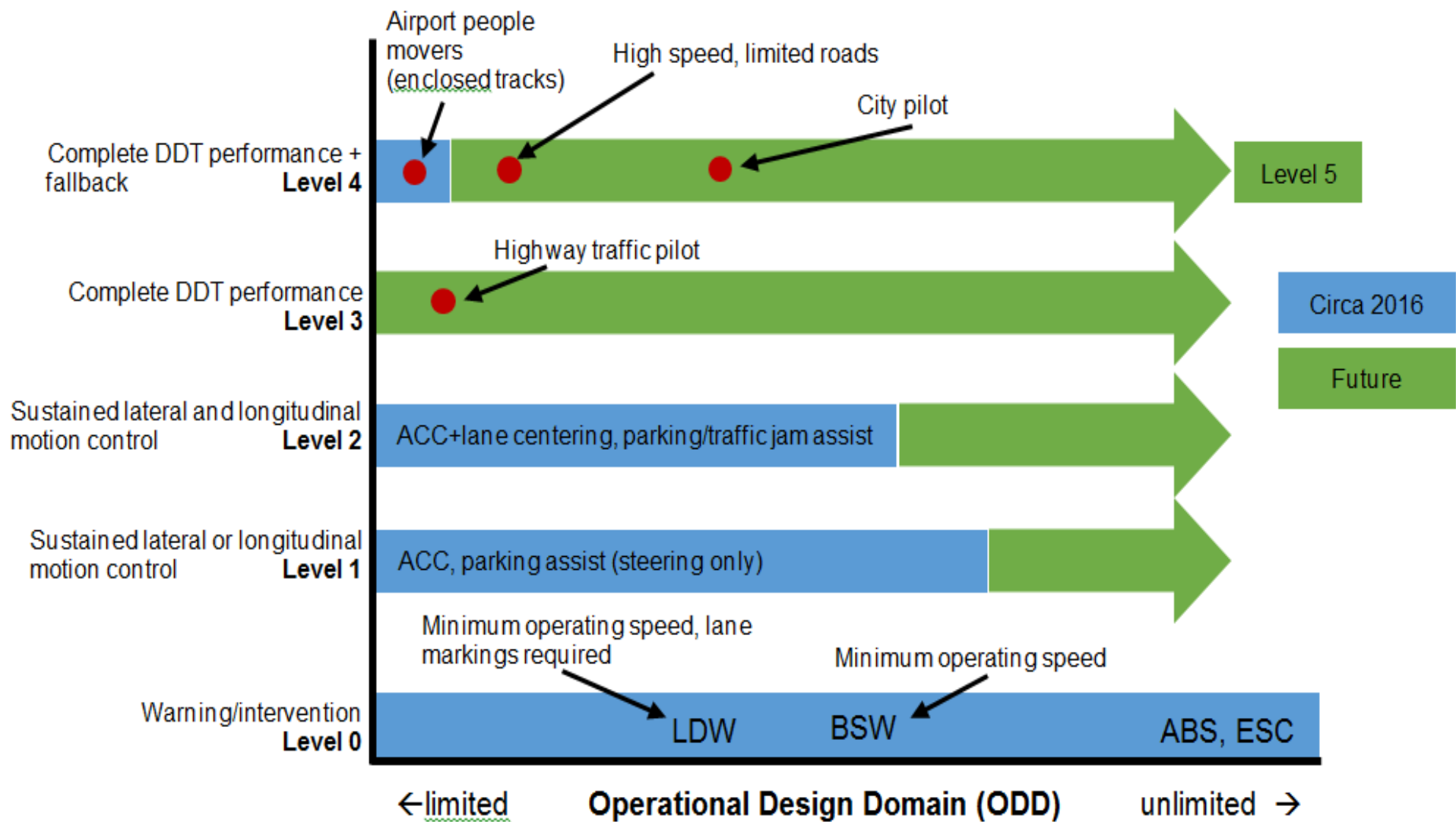
1. Whether the driving automation system performs *either* the longitudinal *or* the lateral vehicle motion control subtask of the dynamic driving task (DDT).
2. Whether the driving automation system performs *both* the longitudinal and the lateral vehicle motion control subtasks of the DDT simultaneously.
3. Whether the driving automation system *also* performs object and event detection and response.
4. Whether the driving automation system *also* performs DDT fallback.
5. Whether the driving automation system can drive everywhere or is limited by an operational design domain (ODD).

Operational Design Domain (ODD)

- **The specific conditions under which a given driving automation system or feature thereof is designed to function, including, but not limited to, driving modes.**
 - **Roadway type**
 - **Traffic conditions and speed range**
 - **Geographic location (boundaries)**
 - **Weather and lighting conditions**
 - **Availability of necessary supporting infrastructure features**
 - **Condition of pavement markings and signage**
 - **(and potentially more...)**

SAE J3016 Definitions – Levels of Automation

SAE Level	Name	Narrative Definition	Execution of Steering/ Acceleration/ Deceleration	Monitoring of Driving Environment	Fallback Performance of Dynamic Driving Task	System Capability (Driving Modes)
<i>Human driver monitors the driving environment</i>						
0	No Automation	the full-time performance by the <i>human driver</i> of all aspects of the <i>dynamic driving task</i> , even when enhanced by warning or intervention systems	Human driver	Human driver	Human driver	n/a
1	Driver Assistance	the <i>driving mode</i> -specific execution by a driver assistance system of either steering or acceleration/deceleration using information about the driving environment and with the expectation that the <i>human driver</i> perform all remaining aspects of the <i>dynamic driving task</i>	Human driver and system	Human driver	Human driver	Some driving modes
2	Partial Automation	the <i>driving mode</i> -specific execution by one or more driver assistance systems of both steering and acceleration/deceleration using information about the driving environment and with the expectation that the <i>human driver</i> perform all remaining aspects of the <i>dynamic driving task</i>	System	Human driver	Human driver	Some driving modes
<i>Automated driving system ("system") monitors the driving environment</i>						
3	Conditional Automation	the <i>driving mode</i> -specific performance by an <i>automated driving system</i> of all aspects of the <i>dynamic driving task</i> with the expectation that the <i>human driver</i> will respond appropriately to a <i>request to intervene</i>	System	System	Human driver	Some driving modes
4	High Automation	the <i>driving mode</i> -specific performance by an <i>automated driving system</i> of all aspects of the <i>dynamic driving task</i> , even if a <i>human driver</i> does not respond appropriately to a <i>request to intervene</i>	System	System	System	Some driving modes
5	Full Automation	the full-time performance by an <i>automated driving system</i> of all aspects of the <i>dynamic driving task</i> under all roadway and environmental conditions that can be managed by a <i>human driver</i>	System	System	System	All driving modes



Example Systems at Each Automation Level

(based on SAE J3016 - http://standards.sae.org/j3016_201609/)

Level	Example Systems	Driver Roles
1	Adaptive Cruise Control OR Lane Keeping Assistance	Must drive <u>other</u> function and monitor driving environment
2	Adaptive Cruise Control AND Lane Keeping Assistance Traffic Jam Assist (Mercedes, Tesla, Infiniti, Volvo...) Parking with external supervision	Must monitor driving environment (system nags driver to try to ensure it)
3	Traffic Jam Pilot	May read a book, text, or web surf, but be prepared to intervene when needed
4	Highway driving pilot Closed campus “driverless” shuttle “Driverless” valet parking in garage	May sleep, and system can revert to minimum risk condition if needed
5	Ubiquitous automated taxi Ubiquitous car-share repositioning	Can operate anywhere with no drivers needed

Outline

- Historical development of automation
- Levels of road vehicle automation
- **Benefits to be gained from automation**
- Impacts of each level of automation on travel (and when?)
 - Human factors issues for simulation
- Challenges (technical and non-technical)
- What to do now?

Automation Is a Tool for Solving Transportation Problems

- **Alleviating congestion**
 - Increase capacity of roadway infrastructure
 - Improve traffic flow dynamics
- **Reducing energy use and emissions**
 - Aerodynamic “drafting”
 - Improve traffic flow dynamics
- **Improving safety**
 - Reduce and mitigate crashes

...BUT the vehicles need to be connected

Alleviating Congestion

- **Typical U.S. highway capacity is 2200 vehicles/hr/lane (or 750 trucks/hr/lane)**
 - **Governed by drivers' car following and lane changing gap acceptance needs**
 - **Vehicles occupy only 5% of road surface at maximum capacity**
 - **Stop and go disturbances (shock waves) result from drivers' response delays**
 - **V2V Cooperative automation provides shorter gaps, faster responses, and more consistency**
 - **I2V Cooperation maximizes bottleneck capacity by setting most appropriate target speed**
- **Significantly higher throughput per lane**
- **Smooth out transient disturbances**

Reducing Energy and Emissions

- At highway speeds, half of energy is used to overcome aerodynamic drag
 - Close-formation automated platoons can save 10% to 20% of total energy use
- Accelerate/decelerate cycles waste energy and produce excess emissions
 - Automation can eliminate stop-and-go disturbances, producing smoother and cleaner driving cycles
- BUT, this only happens with V2V cooperation

Improving Safety

- **94% of crashes in the U.S. are caused by driver behavior problems (perception, judgment, response, inattention) and environment (low visibility or road surface friction)**
- **Automation avoids driver behavior problems**
- **Appropriate sensors and communications are not vulnerable to weather problems**
 - **Automation systems can detect and compensate for poor road surface friction**
- **BUT, current traffic safety sets a very high bar:**
 - **3.4 M vehicle hours between fatal crashes (390 years of non-stop driving)**
 - **61,400 vehicle hours between injury crashes (7 years of non-stop driving)**

Outline

- Historical development of automation
- Levels of road vehicle automation
- Benefits to be gained from automation
- **Impacts of each level of automation on travel (and when?)**
 - **Human factors issues for simulation**
- Challenges (technical and non-technical)
- What to do now?

No Automation and Driver Assistance (Levels 0, 1)

- **Primary safety advancements likely at these levels, adding machine vigilance to driver vigilance**
 - **Safety warnings based on ranging sensors**
 - **Automation of one function facilitating driver focus on other functions**
- **Driving comfort and convenience from assistance systems (ACC)**
- **Traffic, energy, environmental benefits depend on cooperation**
- **Widely available on cars and trucks now**

L0 and L1 Issues for Simulation

- Driver situation awareness and vigilance
- Driver reactions to unexpected alerts and control interventions
 - “My car does *what?*”
- Displays to help drivers find other cooperative vehicles for Cooperative ACC (CACCC) following
- What information do drivers want/need about other vehicles in their CACCC string or platoon?
- How to display speed or lane change/merge advisories?

Partial Automation (Level 2) Impacts

- **Probably only on limited-access highways**
- **Somewhat increased driving comfort and convenience (but driver still needs to be actively engaged)**
- **Possible safety increase, depending on effectiveness of driver engagement**
 - **Safety concerns if driver tunes out**
- **(*only* if cooperative) Increases in energy efficiency and traffic throughput**
- **When? Now (Mercedes, Tesla, Infiniti, Volvo...)**

Intentional Mis-Uses of Level 2 Systems

Mercedes S-Class



Infiniti Q50

Let's see how well the
Active Lane Control
works on the new
Infiniti Q50S

L2 Issues for Simulation

- **Driver loss of vigilance and how best to mitigate it?**
 - **How best to detect loss of vigilance?**
- **Driver misuse/abuse and how best to deter it?**
- **Design of user interfaces for lane changing and merging systems**
 - **Informing driver of status**
 - **Receiving authorization from driver**
- **CACC issues from L1**

Conditional Automation (Level 3) Impacts

- **Driving comfort and convenience increase**
 - **Driver can do other things while driving, so disutility of travel time is reduced**
 - **Limited by requirement to be able to re-take control of vehicle in a few seconds when alerted**
- **Safety uncertain, depending on ability to re-take control in emergency conditions**
- **(*only* if cooperative) Increases in efficiency and traffic throughput**
- **When? Unclear – safety concerns could impede introduction**

L3 Issues for Simulation

- How to detect dangerous level of driver disengagement (such that it would be too difficult to seize his/her attention when needed)?
- How best to seize driver's attention to handle an emergency after an extended period as a passenger?
 - What information should be displayed to drivers when they are acting as passengers?
- How to gracefully transition vehicle control back to driver to handle emergencies of different types?

High Automation (Level 4) Impacts – General-purpose light duty vehicles

- Only usable in some places (limited access highways, maybe only in managed lanes)
- Large gain in driving comfort and convenience on available parts of trip (driver can sleep)
 - **Significantly reduced value of time**
- Safety improvement, based on automatic transition to minimal risk condition
- (*only* if cooperative) Significant increases in energy efficiency and traffic throughput from close-coupled platooning
- When? Starting 2020 – 2025?


High Automation (Level 4) Impacts – Special applications

- **Buses on separate transitways**
 - **Narrow right of way – easier to fit in corridors**
 - **Rail-like quality of service at lower cost**
- **Heavy trucks on dedicated truck lanes**
 - **(cooperative) Platooning for energy and emission savings, higher capacity**
- **Automated (driverless) valet parking**
 - **More compact parking garages**
- **Driverless shuttles within campuses or pedestrian zones**
 - **Facilitating new urban designs**
- **When? Could be just a few years away**

Low-Speed Shuttle in La Rochelle – Vehicle and Infrastructure



Vehicle-Infrastructure Protection for L4



L4/L5 Issues for Simulation

- **How to design driver interface to engage L4/L5 automated driving?**
- **How to design driver interface for re-engaging driver when L4 system departs its L4 ODD?**
- **What information should be displayed to passengers during L4/L5 automated driving?**
- **What limitations should be imposed on drivers' ability to seize control from L4/L5 automation?**

Full Automation (Level 5) Impacts

- **Electronic taxi service for mobility-challenged travelers (young, old, impaired)**
- **Shared vehicle fleet repositioning (driverless)**
- **Driverless urban goods pickup and delivery**
- **Full “electronic chauffeur” service**

- **Ultimate comfort and convenience**
 - **Travel time disutility plunge**
- **(if cooperative) Large energy efficiency and road capacity gains**
- **When? Many decades... (Ubiquitous operation without driver is a huge technical challenge)**

Personal Estimates of Market Introductions

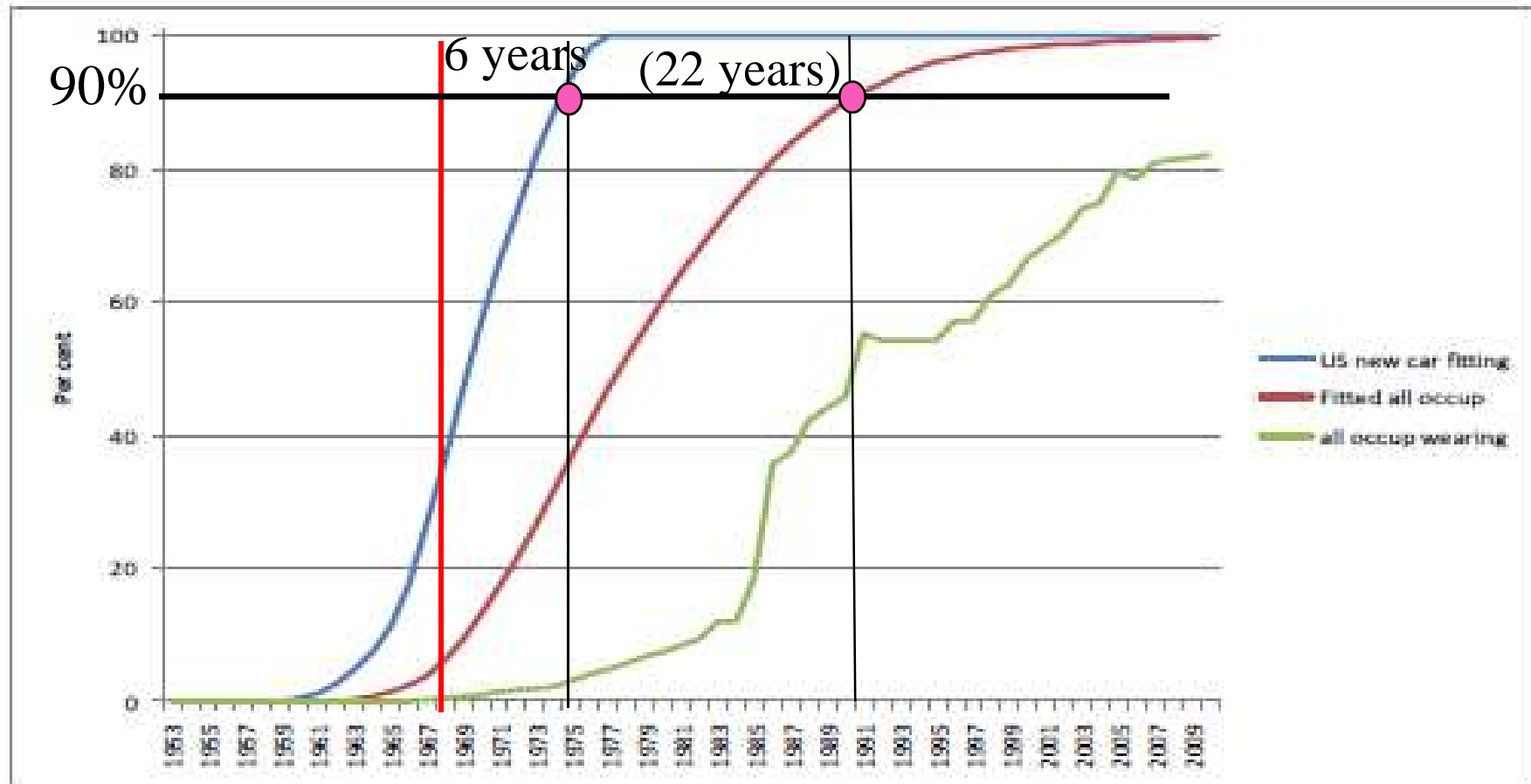
**** based on technological feasibility ****

Everywhere	Yellow	Orange	White	White	Red
General urban streets, some cities	Green	Orange	Brown	Brown	White
Campus or pedestrian zone	Green	Yellow	Yellow	Yellow	White
Limited-access highway	Green	Green	Yellow	Orange	White
Fully Segregated Guideway	Green	Green	Green	Green	White
	Level 1 (ACC)	Level 2 (ACC+ LKA)	Level 3 Conditional Automation	Level 4 High Automation	Level 5 Full Automation
Color Key:	Now	~2020s	~2025s	~2030s	~~2075

Fastest changes in automotive market: Regulatory mandate

Figure 1: US seat belt adoption curves

Source: Gargett, Cregan and Cosgrove,
Australian Transport Research Forum 2011



Historical Market Growth Curves for Popular Automotive Features (35 years)

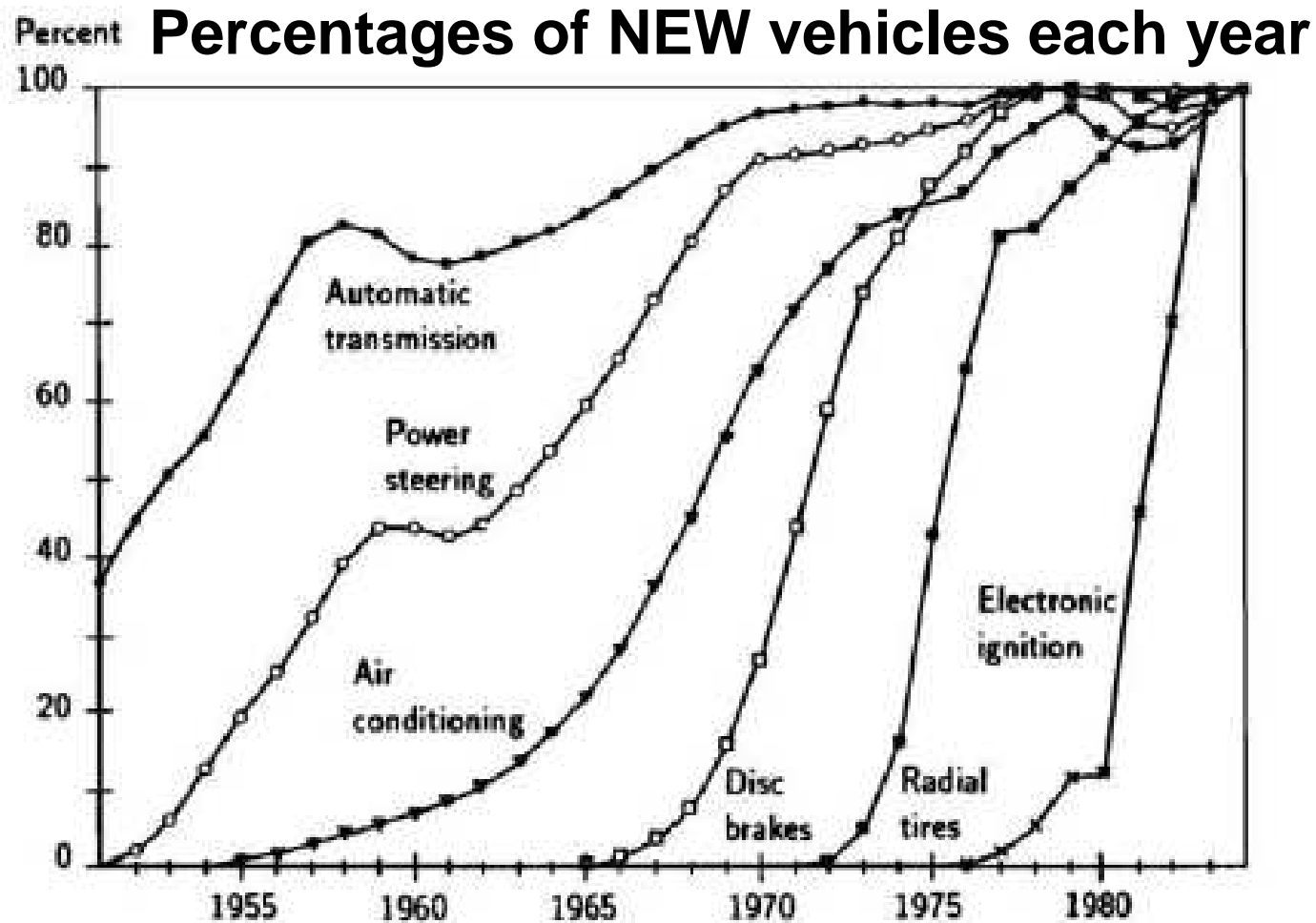


Figure 3.3.10. Diffusion of new technologies in the US car industry (in percent of car output). (Source: Jutila and Jutila, 1986.)

Outline

- Historical development of automation
- Levels of road vehicle automation
- Benefits to be gained from automation
- Impacts of each level of automation on travel (and when?)
 - Human factors issues for simulation
- **Challenges (technical and non-technical)**
- What to do now?

Traffic Safety Challenges for High and Full Automation

- **Extreme external conditions arising without advance warning (failure of another vehicle, dropped load, lightning,...)**
- **NEW CRASHES caused by automation:**
 - **Strange circumstances the system designer could not anticipate**
 - **Software bugs not exercised in testing**
 - **Undiagnosed faults in the vehicle**
 - **Catastrophic failures of vital vehicle systems (loss of electrical power...)**
- **Driver not available to act as the fall-back**

Why this is a super-hard problem

- **Software intensive system (no technology available to verify or validate its safety under its full range of operating conditions)**
- **Electro-mechanical elements don't benefit from Moore's Law improvements**
- **Cannot afford to rely on extensive hardware redundancy for protection from failures**
- **Harsh and unpredictable hazard environment**
- **Non-professional vehicle owners and operators cannot ensure proper maintenance and training**

Dynamic External Hazards (Examples)

- **Behaviors of other vehicles:**
 - **Entering from blind driveways**
 - **Violating traffic laws**
 - **Moving erratically following crashes with other vehicles**
 - **Law enforcement (sirens and flashing lights)**
 - **Pedestrians (especially small children)**
 - **Bicyclists**
 - **Officers directing traffic**
 - **Animals (domestic pets to large wildlife)**
 - **Opening doors of parked cars**
 - **Unsecured loads falling off trucks**
 - **Debris from previous crashes**
 - **Landslide debris (sand, gravel, rocks)**
 - **Any object that can disrupt vehicle motion**
-

Environmental Conditions (Examples)

- **Electromagnetic pulse disturbance (lightning)**
- **Precipitation (rain, snow, mist, sleet, hail, fog,...)**
- **Other atmospheric obscurants (dust, smoke,...)**
- **Night conditions without illumination**
- **Low sun angle glare**
- **Glare off snowy and icy surfaces**
- **Reduced road surface friction (rain, snow, ice, oil...)**
- **High and gusty winds**
- **Road surface markings and signs obscured by snow/ice**
- **Road surface markings obscured by reflections off wet surfaces**
- **Signs obscured by foliage or displaced by vehicle crashes**

Internal Faults – Functional Safety Challenges

Solvable with a lot of hard work:

- Mechanical and electrical component failures
- Computer hardware and operating system glitches
- Sensor condition or calibration faults

Requiring more fundamental breakthroughs:

- System design errors
- System specification errors
- Software coding bugs

Safety Challenges for Full Automation

- Must be “significantly” safer than today’s driving baseline (2X? 5X? 10X?)
 - Fatal crash MTBF > 3.4 million vehicle hours
 - Injury crash MTBF > 61,400 vehicle hours
- Cannot prove safety of software for safety-critical applications
- Complexity – cannot test all possible combinations of input conditions and their timing
- How many hours of testing would be needed to demonstrate safety better than today?
- How many hours of continuous, unassisted automated driving have been achieved in real traffic under diverse conditions?

Evidence from Recent Testing

- **California DMV testing rules require annual reports on safety-related disengagements**
- **Waymo (Google) far ahead of others:**
 - **All disengagements reconstructed in detailed simulations (what if allowed to continue?)**
 - **Simulations showed ~5000 miles between critical events in 2016 (2.5 factor improvement over 2015)**
- **Human drivers in U.S. traffic safety statistics:**
 - **~3 million km per injury crash**
 - **150 million km per fatal crash**

Needed Breakthroughs

- **Software safety design, verification and validation methods to overcome limitations of:**
 - **Formal methods**
 - **Brute-force testing**
 - **Non-deterministic learning systems**
- **Robust threat assessment sensing and signal processing to reach zero false negatives and near-zero false positives**
- **Robust control system fault detection, identification and accommodation, within 0.1 s response**
- **Ethical decision making for robotics**
- **Cyber-security protection**

Threat Assessment Challenge

- **Detect and respond to every hazard, including those that are hard to see:**
 - **Negative obstacles (deep potholes)**
 - **Inconspicuous threats (brick in tire track)**
- **Ignore conspicuous but innocuous targets**
 - **Metallized balloon**
 - **Paper bag**
- **Serious challenges to sensor technologies**
- **How to set detection threshold sensitivity to reach zero false negatives (missed hazards) and near-zero false positives?**

Much Harder than Commercial Aircraft Autopilot Automation

Measure of Difficulty – Orders of Magnitude	Factor
Number of targets each vehicle needs to track (~10)	1
Number of vehicles the region needs to monitor (~10 ⁶)	4
Accuracy of range measurements needed to each target (~10 cm)	3
Accuracy of speed difference measurements needed to each target (~1 m/s)	1
Time available to respond to an emergency while cruising (~0.1 s)	2
Acceptable cost to equip each vehicle (~\$3000)	3
Annual production volume of automation systems (~10 ⁶)	- 4
Sum total of orders of magnitude	10

Outline

- Historical development of automation
- Levels of road vehicle automation
- Benefits to be gained from automation
- Impacts of each level of automation on travel (and when?)
 - Human factors issues for simulation
- Challenges (technical and non-technical)
- **What to do now?**

What to do now?

- **Focus on connected vehicle capabilities to provide technology for cooperation**
- **For earliest public benefits from automation, focus on transit and trucking applications in protected rights of way**
 - **Professional drivers and maintenance**
 - **Direct economic benefits**
- **Capitalize on managed lanes to concentrate equipped vehicles together**
- **Develop enabling technologies for Level 5 automation (software verification and safety, real-time fault identification and management, hazard detection sensing,...)**